
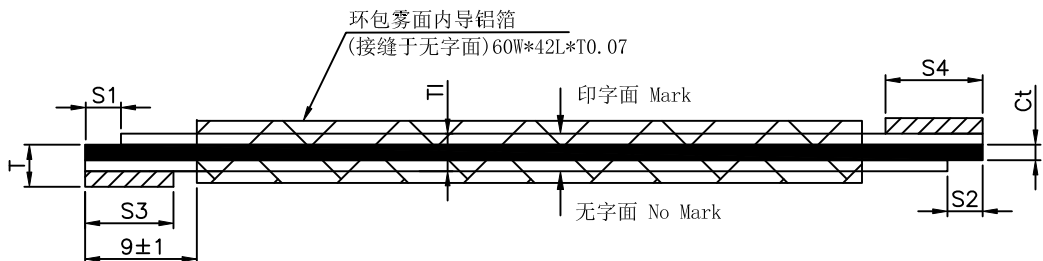
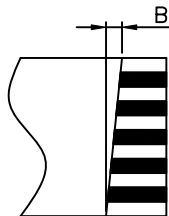
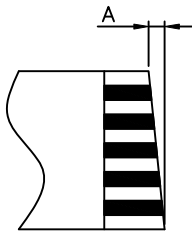
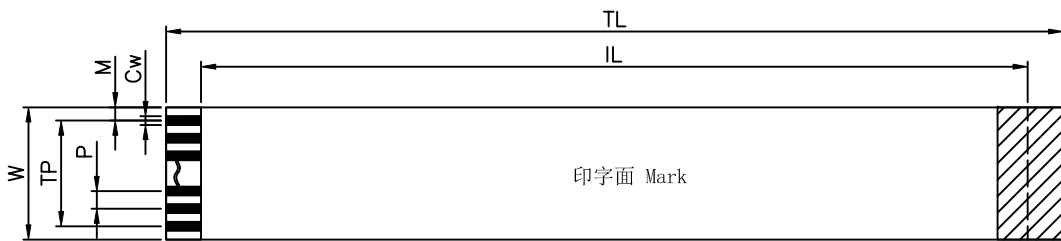
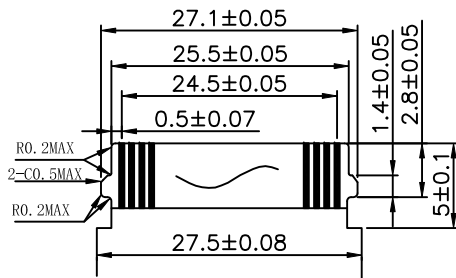


RoHS



S1/S2端冲边前: 5/5/9/9
S1/S2端冲边后: 4/4/8/8



S1/S2端冲边图

1, Storage condition.

Temperature: 20±8° C, Humidity: LESS THAN 65RH%.

2, Quality assurance period.

The ffc with gold plated is stored for 12 months and with tin plated is stored for 5 month in normal condition

3, Products comply with ROHS standard.

4, Impedance: no control.

5, 印字为: BJD E350749 AWM 20706 105C 60V VW-1.

STRUCTURE

NO	ITEM NAME	Specification	REMARK
1	绝缘膜(字膜)	BJD UL20706 105° 60V (60um)	PET
2	绝缘膜(白膜)	UL20706 105° 60V (60um)	PET
3	蓝色补强板	18mm*205um	PET
4	裸铜线	宽度Cw	0.3 ±0.03
		厚度Ct	0.035 ±0.005
		镀层	镍(Ni) ≥40u" 金(Au) ≥3u"
5	雾面铝箔	60W*42L*T0.07	1PCS
6			

DIMENSION

Parameter	Symbol	Value	Tolerance
导体芯数 (Number of conductors)	N	50	(54-4)
总长 (Total length)	TL	60.0	±1.0
绝缘长 (Insulation length)	IL	42.0	±1.0
间距 (Pitch)	P	0.5	±0.05
边距 (Margin)	M	1.5	±0.08
总间距 (Total pitch)	TP	24.5	±0.05
总宽度 (Total width)	W	27.5	±0.08
插入厚度 (Insert thickness)	T	0.3	±0.03
线身厚度 (Wire thickness)	TI	0.15	±0.03
金手指长度 (Gold finger length)	S1	4.0	±0.5
	S2	4.0	±0.5
补强板长度 (Reinforcement plate length)	S3	8.0	±1.0
	S4	8.0	±1.0
切断斜度 (Cutting slope)	A		≤0.3
冲孔斜度 (Punch slope)	B		≤0.5

				Drawing number S13333A0		FFC 工程图 FFC Drawings	
				client name JK0759		APPROVED 陈天舒	
				client number XX-XXXXX		DATE 2024-04-09	
				初版发行 陈华 2024.04.09		COMPUTER NO 6xxxxx-xxxxxx	
				UNIT MM		CHECKED 杨晓玲	
				SER REVISIONS		DATE 2024-04-09	
				CHK		NAME B-0.5-50P-60MM-4/4-8/8	
				DATE		DRAWN 陈华	
				MM		DATE 2024-04-09	
				MM		SIZE A4	
				MM		SCALE	
				MM		REV 0/X	